



E-LEARNING PLATFORM

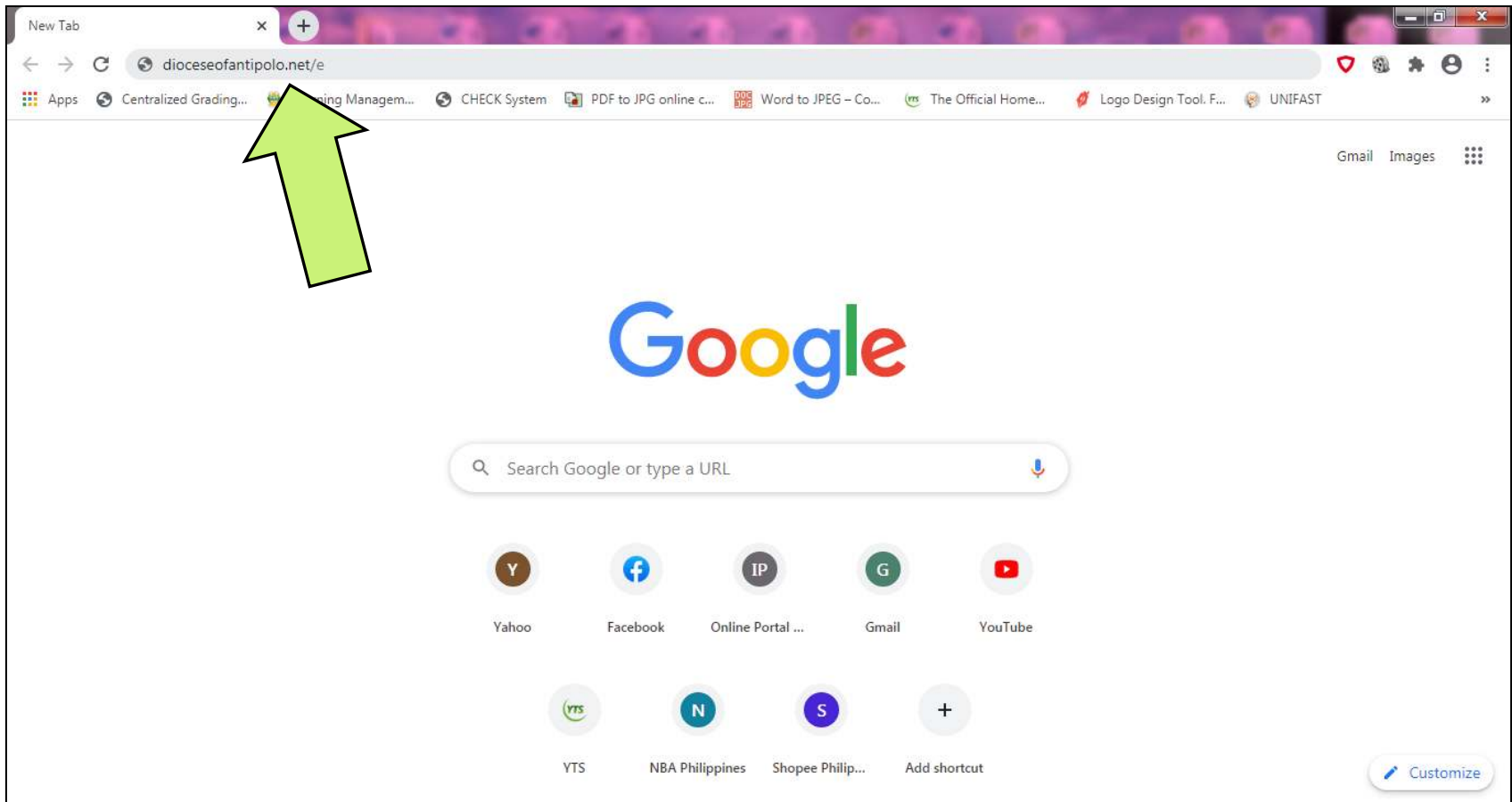
SY 2020-2021

REQUIREMENTS?

1. Computer/Laptop/Smartphone/Tablet
2. Good/Stable Internet Connection
3. Web/Internet Browser

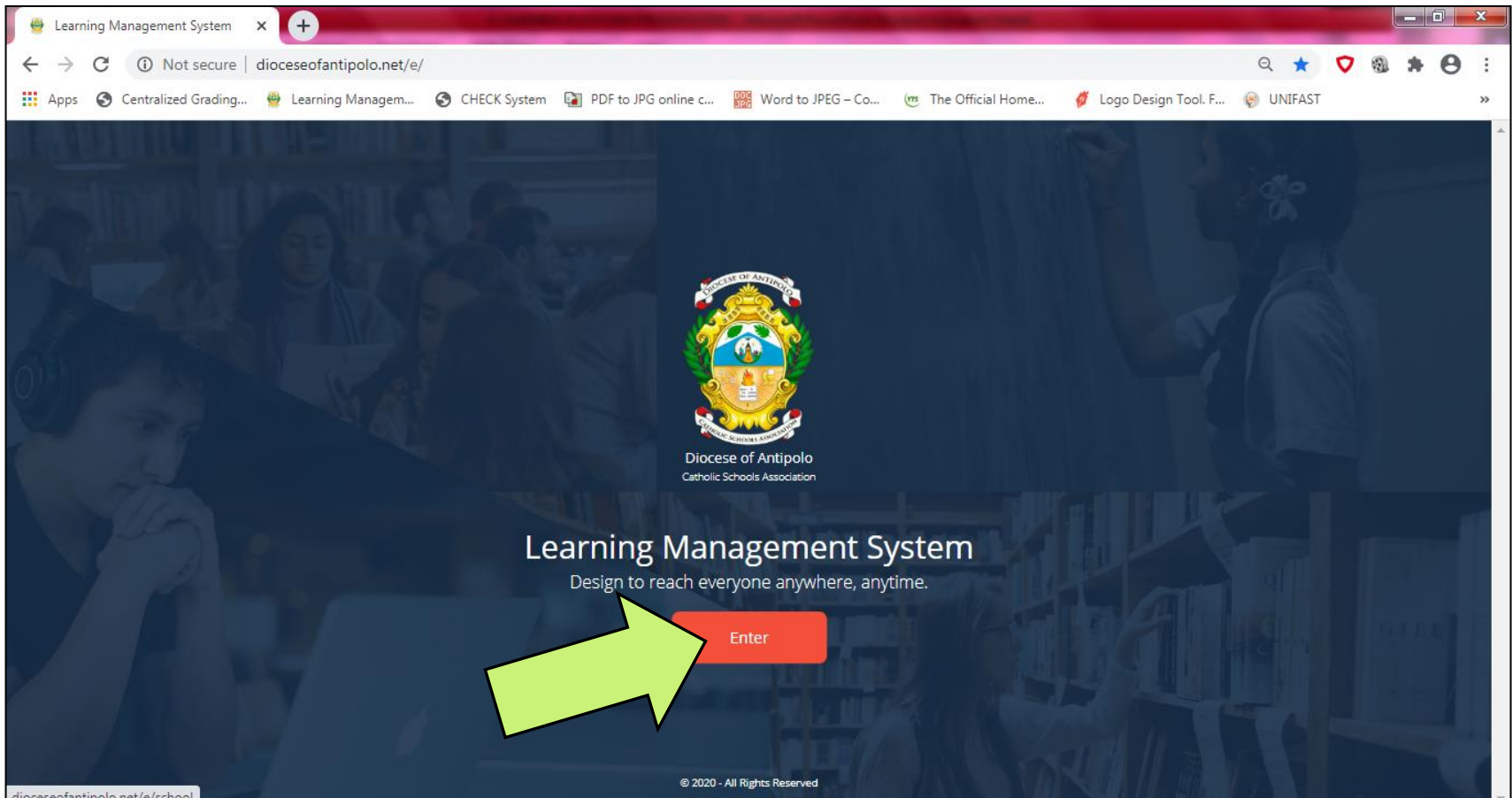


STEP by STEP GUIDE



Open your web browser and type this link,
“dioceseofantipolo.net/e”

STEP by STEP GUIDE



Click/Tap "Enter"

STEP by STEP GUIDE

The screenshot shows a web browser window with the URL dioceseofantipolo.net/e/school. The page title is "Learning Management System". Below the header, there is a "School Selection" section with a lightbulb icon. Six school logos are displayed in a grid:

- ABC Parochial School, Taytay, Rizal
- Binangonan Catholic College, Binangonan, Rizal
- Cainta Catholic College, Cainta, Rizal
- Colegio De San Clemente, Angono, Rizal
- Marikina Catholic School, Marikina City
- Nativity Of Our Lady Parochial School, Marikina City

A large green arrow points to the Binangonan Catholic College logo.

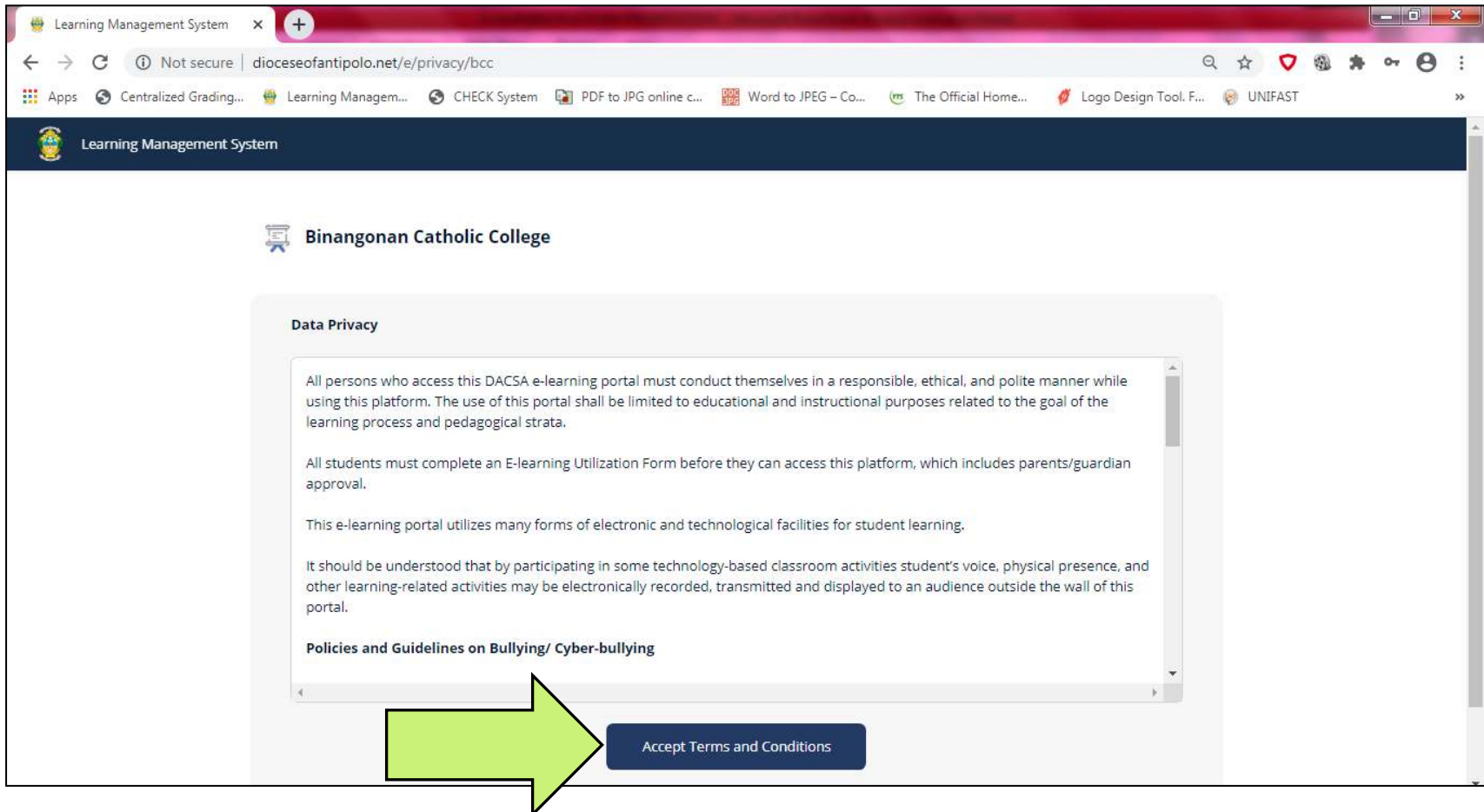
Select BCC Logo

STEP by STEP GUIDE

The screenshot shows a web browser window with the URL `dioceseofantipolo.net/e/school`. The page title is "Learning Management System". A modal window titled "School Login" is centered on the screen. The modal contains the logo of Binangonan Catholic College, the school name "Binangonan Catholic College", and the location "Binangonan, Rizal". Below this is a "Password" field with a "Show" toggle and a "Submit" button. A green arrow points to the password input field. The background of the page shows a "School Selection" section with several school logos and names, including "ABC Parochial School", "Colegio De San Clemente", "Marikina Catholic School", and "Nativity Of Our Lady Parochial School".

Type in "bCc*SiNCe1947" then click "Submit"

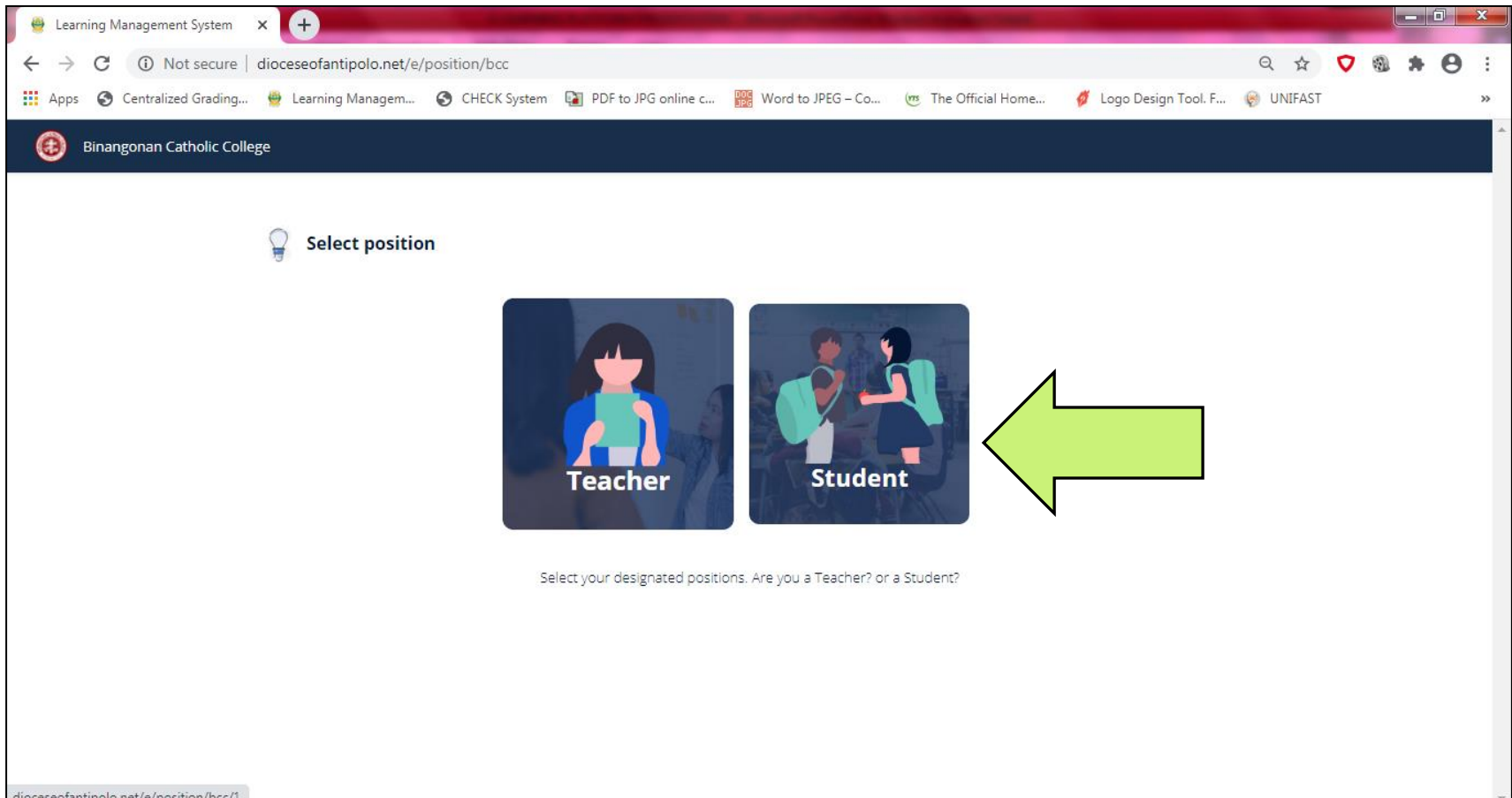
STEP by STEP GUIDE



The screenshot shows a web browser window with the address bar displaying "dioceseofantipolo.net/e/privacy/bcc". The page title is "Learning Management System". The main content area features the "Binangonan Catholic College" logo and a "Data Privacy" section. The text in the "Data Privacy" section reads: "All persons who access this DACSA e-learning portal must conduct themselves in a responsible, ethical, and polite manner while using this platform. The use of this portal shall be limited to educational and instructional purposes related to the goal of the learning process and pedagogical strata. All students must complete an E-learning Utilization Form before they can access this platform, which includes parents/guardian approval. This e-learning portal utilizes many forms of electronic and technological facilities for student learning. It should be understood that by participating in some technology-based classroom activities student's voice, physical presence, and other learning-related activities may be electronically recorded, transmitted and displayed to an audience outside the wall of this portal." Below this text is a section titled "Policies and Guidelines on Bullying/ Cyber-bullying". A large green arrow points from the text area to a dark blue button labeled "Accept Terms and Conditions".

Click "Accept Terms and Condition"

STEP by STEP GUIDE



Click "Student"

STEP by STEP GUIDE

Binangonan Catholic College

Student

Login

Email Address

juandelacruz@gmail.com

Password Hide Password

1588506248_090101

Remember me

Submit

Cancel

Type in your login details then click “Submit”

STEP by STEP GUIDE

USERNAME – email address of the student

PASSWORD – Control No. and Birthday of the student

HOW to TYPE STUDENTS BIRTHDAY?

Last two(2) digit – Year of Birth / Birth Month / Birth Date

January 1, 2009

01/01/09

1588506248_090101

Control No.

Birthday

STEP by STEP GUIDE

Binangonan Catholic College Home Student E-Learning Manual Parent/Guardian Partnership GE

E-Library Spiritual Life

Grading Period : TUTORIAL WEEK

Juan Dela Cruz
Here's your schedule for this week..

Subject (2)
View subjects that are assigned to you..

- T - CS - Understands opposites**
5 Materials
- T - CS - Speaks clearly**
0 Materials

Learning Management System © 2020 - All Rights Reserved Terms and Conditions

To enter the class, click a subject

STEP by STEP GUIDE

Binangonan Catholic College Home Student E-Learning Manual Parent/Guardian Partnership

E-Library Spiritual Life

Grading Period : TUTORIAL WEEK

T - CS - Understands opposites

pedro FOR DELETION - santos

- Powerpoint
- Supplemental/s
- Discussion Board
- Assessment/Outcome
- Virtual Classroom

Quote of the day
"Education is the passport to the future, for tomorrow belongs to those who prepare for it today." – Malcolm X

Learning Management System © 2020 - All Rights Reserved Terms and Conditions

To download PowerPoint presentation uploaded by MAPSA

STEP by STEP GUIDE

http://dioceseofantipolo.net/e/student/option/class/5

Learning Management Syst...

Binangonan Catholic College Home Student E-Learning Manual Parent/Guardian Partnership

E-Library Spiritual Life

Grading Period : TUTORIAL WEEK

T - CS - Understands opposites

pedro FOR DELETION - santos

Powerpoint Supplemental/s Discussion Board Assessment/Outcome

Virtual Classroom

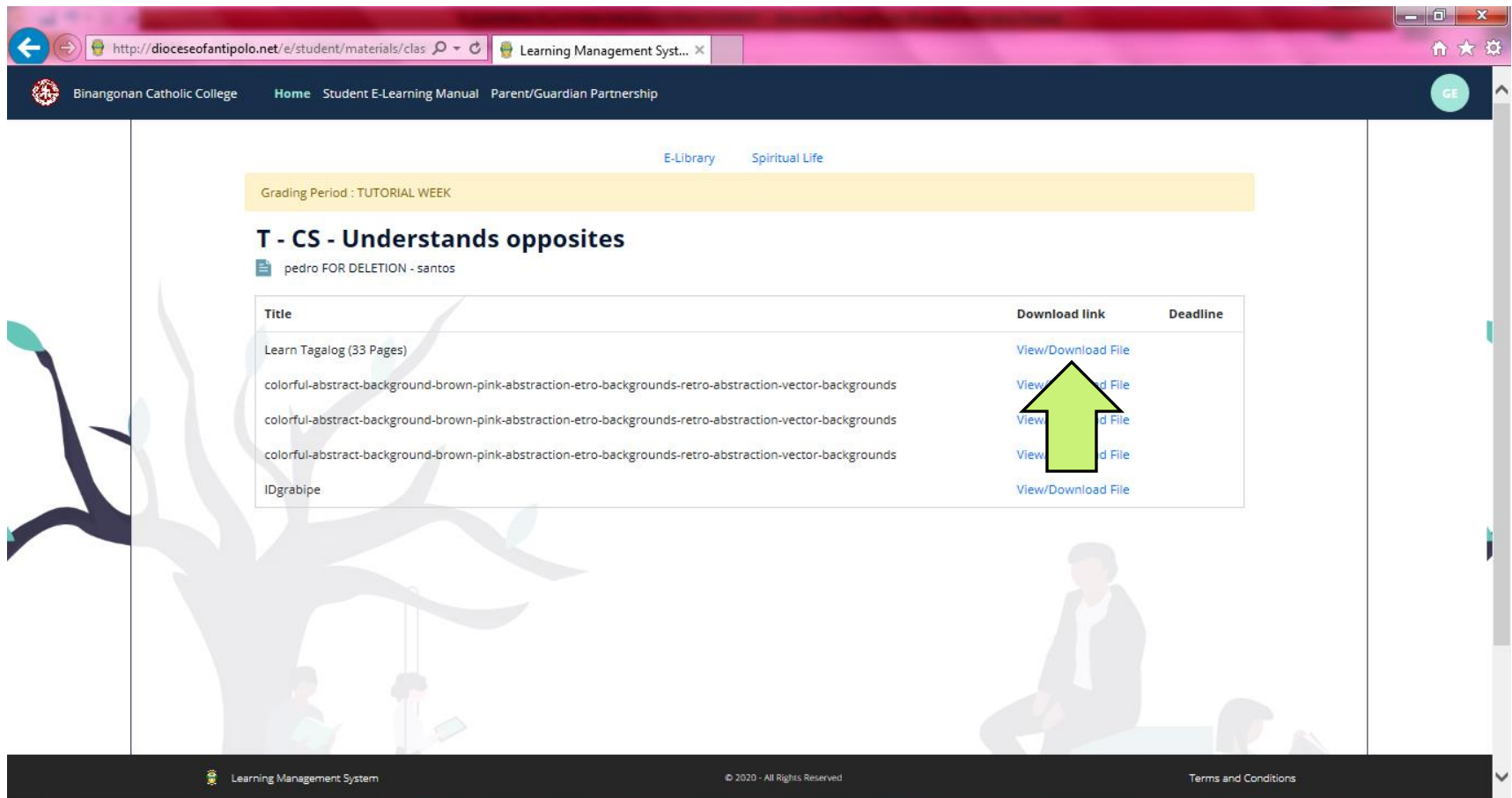
Quote of the day

"Education is the passport to the future, for tomorrow belongs to those who prepare for it today." - Malcolm X

Learning Management System © 2020 - All Rights Reserved Terms and Conditions

To download lessons uploaded by your teacher

STEP by STEP GUIDE

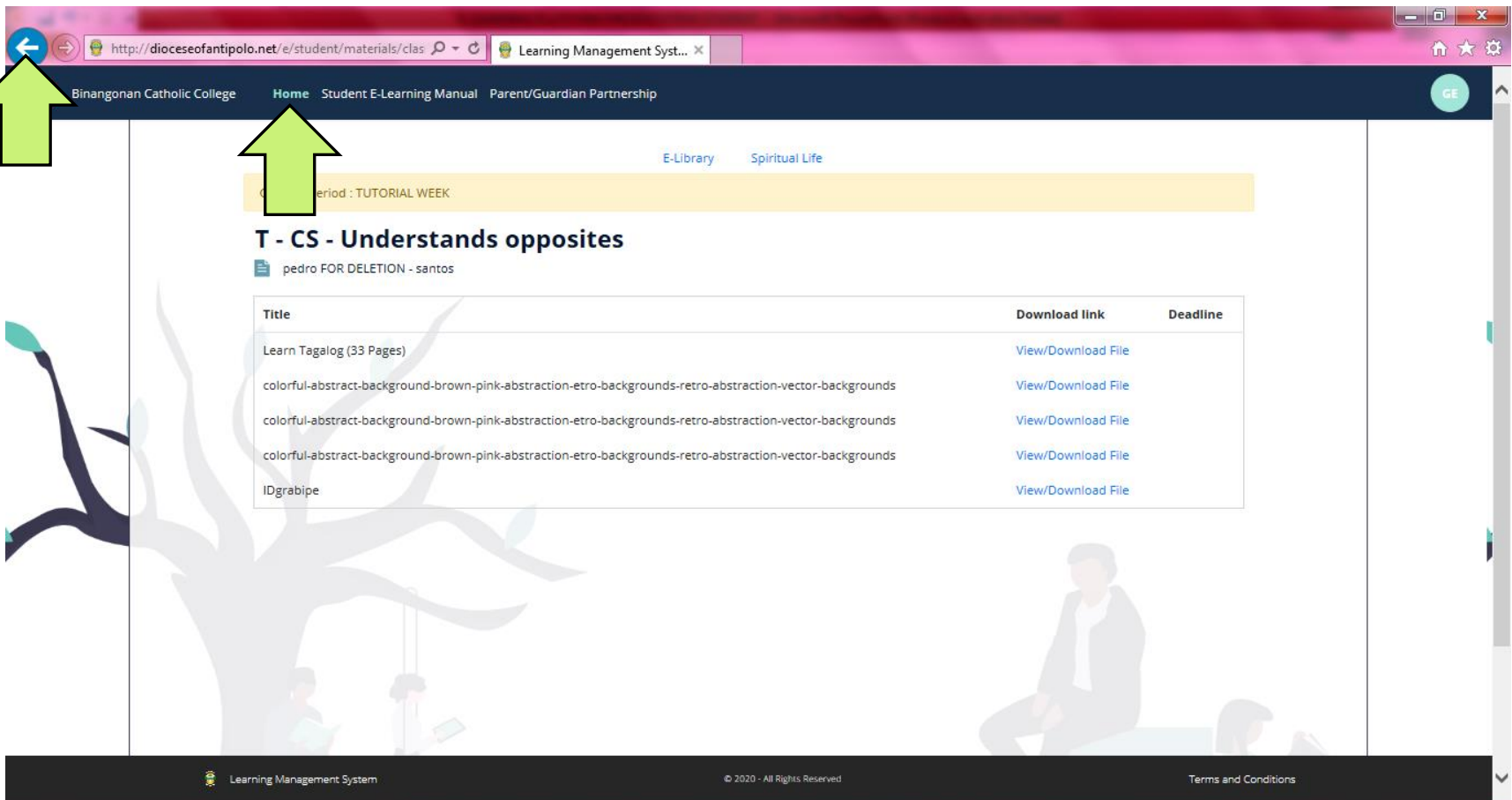


The screenshot shows a web browser window displaying a Learning Management System (LMS) interface. The browser address bar shows the URL: <http://dioceseofantipolo.net/e/student/materials/clas>. The page header includes the Binangonan Catholic College logo and navigation links: Home, Student E-Learning Manual, and Parent/Guardian Partnership. The main content area is titled "T - CS - Understands opposites" and is attributed to "pedro FOR DELETION - santos". A yellow banner indicates the "Grading Period : TUTORIAL WEEK". Below this, a table lists resources with columns for "Title", "Download link", and "Deadline". A green arrow points to the "View/Download File" link in the second row of the table.

Title	Download link	Deadline
Learn Tagalog (33 Pages)	View/Download File	
colorful-abstract-background-brown-pink-abstraction-etro-backgrounds-retro-abstraction-vector-backgrounds	View/Download File	
colorful-abstract-background-brown-pink-abstraction-etro-backgrounds-retro-abstraction-vector-backgrounds	View/Download File	
colorful-abstract-background-brown-pink-abstraction-etro-backgrounds-retro-abstraction-vector-backgrounds	View/Download File	
IDgrabipe	View/Download File	

Simply click "View/Download File", to save to your computer

STEP by STEP GUIDE



The screenshot shows a web browser window displaying the LMS interface. The address bar shows the URL <http://dioceseofantipolo.net/e/student/materials/clas>. The page header includes the college name "Binangonan Catholic College" and navigation links: "Home", "Student E-Learning Manual", and "Parent/Guardian Partnership". A green arrow points to the "Home" link. Another green arrow points to the browser's back button. The main content area displays "E-Library" and "Spiritual Life" tabs, a "Current period : TUTORIAL WEEK" banner, and a section titled "T - CS - Understands opposites" by "pedro FOR DELETION - santos". Below this is a table with columns for "Title", "Download link", and "Deadline".

Title	Download link	Deadline
Learn Tagalog (33 Pages)	View/Download File	
colorful-abstract-background-brown-pink-abstraction-etro-backgrounds-retro-abstraction-vector-backgrounds	View/Download File	
colorful-abstract-background-brown-pink-abstraction-etro-backgrounds-retro-abstraction-vector-backgrounds	View/Download File	
colorful-abstract-background-brown-pink-abstraction-etro-backgrounds-retro-abstraction-vector-backgrounds	View/Download File	
IDgrabipe	View/Download File	

The footer contains the text "Learning Management System", "© 2020 - All Rights Reserved", and "Terms and Conditions".

To go back to the previous page, click HOME or BACK button

STEP by STEP GUIDE

Binangonan Catholic College Home Student E-Learning Manual Parent/Guardian Partnership

E-Library Spiritual Life

Grading Period : TUTORIAL WEEK

T - CS - Understands opposites

pedro FOR DELETION - santos

Powerpoint Supplemental/s Discussion Board Assessment/Outcome

Virtual Classroom

Quote of the day

"Education is the passport to the future, for tomorrow belongs to those who prepare for it today." – Malcolm X

Learning Management System © 2020 - All Rights Reserved Terms and Conditions

If you have queries/clarification to your teacher, click "Discussion Board"

STEP by STEP GUIDE

The screenshot displays a web browser window with the URL <http://dioceseofantipolo.net/e/student/discussion/cla>. The page header includes the Binangonan Catholic College logo and navigation links: Home, Student E-Learning Manual, and Parent/Guardian Partnership. The main content area features a yellow bar indicating the "Grading Period : TUTORIAL WEEK". Below this, the discussion topic is "T - CS - Understands opposites" by user "pedro FOR DELETION - santos". A large, empty text input box is present, with a green arrow pointing to it. To the right of the input box is a blue "Post" button, also indicated by a green arrow. The background of the page has a faint illustration of a tree and people sitting on the ground. The footer contains the text "Learning Management System", "© 2020 - All Rights Reserved", and "Terms and Conditions".

Type your message in the box, then click “Post”

STEP by STEP GUIDE

What is the Discussion Board?

It is like a Group Chat where you can send messages to your teacher and classmates.

But be aware.

You cannot edit or delete the messages you sent.

So *“THINK BEFORE YOU CLICK”*



STEP by STEP GUIDE

Binangonan Catholic College Home Student E-Learning Manual Parent/Guardian Partnership

E-Library Spiritual Life

Grading Period : TUTORIAL WEEK

T - CS - Understands opposites
pedro FOR DELETION - santos

Powerpoint Supplemental/s Discussion Board Assessment/Outcome

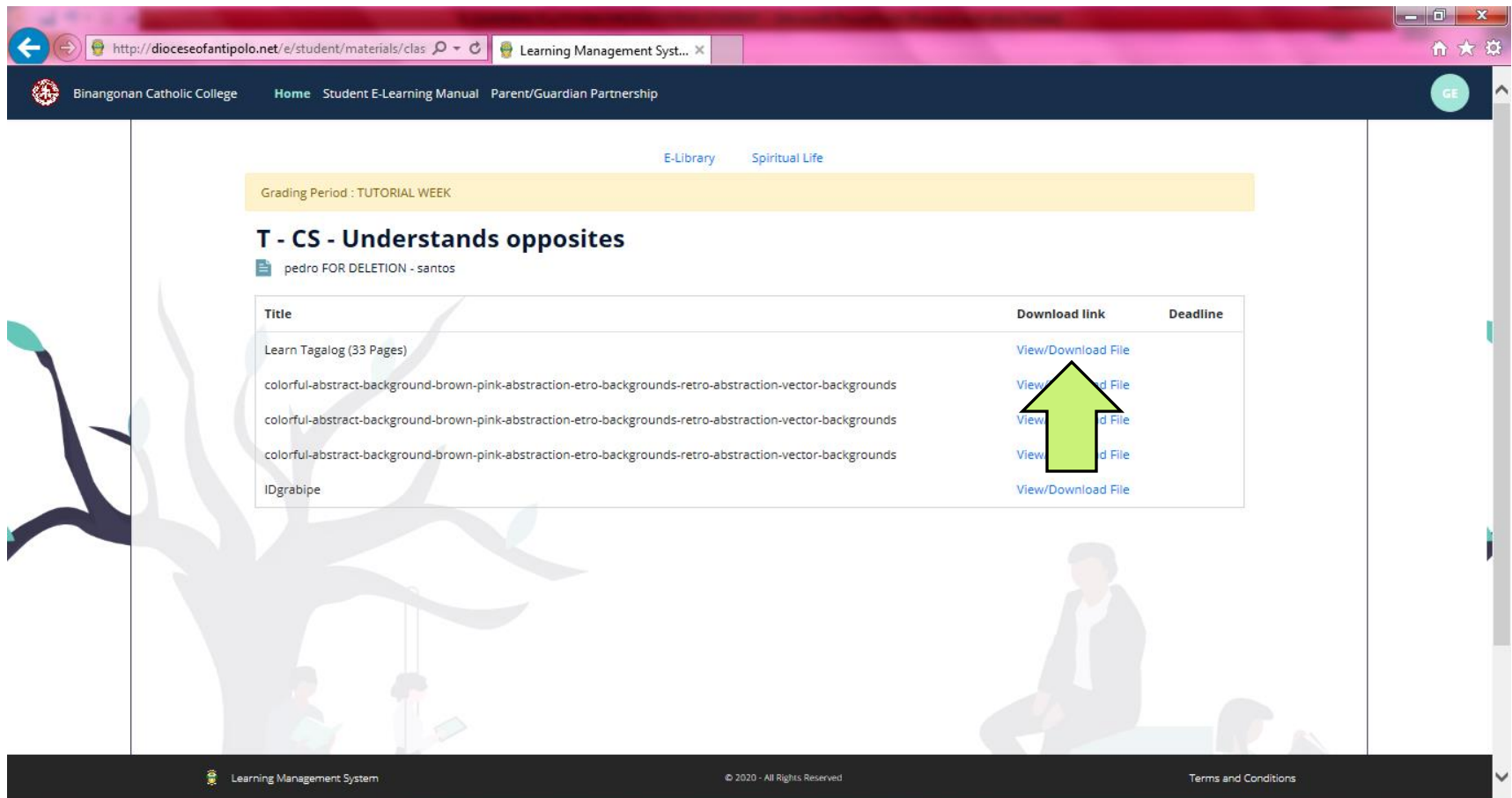
Virtual Classroom

Quote of the day
"Education is the passport to the future, for tomorrow belongs to those who prepare for it today." - Malcolm X

Learning Management System © 2020 - All Rights Reserved Terms and Conditions

To download activities/quizzes uploaded by the teacher

STEP by STEP GUIDE



The screenshot shows a web browser window displaying a Learning Management System (LMS) interface. The browser address bar shows the URL: <http://dioceseofantipolo.net/e/student/materials/clas>. The LMS header includes the Binangonan Catholic College logo and navigation links: Home, Student E-Learning Manual, and Parent/Guardian Partnership. The main content area displays the following information:

Grading Period : TUTORIAL WEEK

T - CS - Understands opposites

pedro FOR DELETION - santos

Title	Download link	Deadline
Learn Tagalog (33 Pages)	View/Download File	
colorful-abstract-background-brown-pink-abstraction-etro-backgrounds-retro-abstraction-vector-backgrounds	View/Download File	
colorful-abstract-background-brown-pink-abstraction-etro-backgrounds-retro-abstraction-vector-backgrounds	View/Download File	
colorful-abstract-background-brown-pink-abstraction-etro-backgrounds-retro-abstraction-vector-backgrounds	View/Download File	
IDgrabiipe	View/Download File	

A green arrow points to the 'View/Download File' link for the first resource, 'Learn Tagalog (33 Pages)'. The background of the LMS interface features a stylized tree and silhouettes of people.

Learning Management System © 2020 - All Rights Reserved Terms and Conditions

Simply click “View/Download File”, to save to your computer

STEP by STEP GUIDE

Binangonan Catholic College Home Student E-Learning Manual Parent/Guardian Partnership

E-Library Spiritual Life

Grading Period : TUTORIAL WEEK

T - CS - Understands opposites
pedro FOR DELETION - santos

Powerpoint Supplemental/s Discussion Board Assessment/Outcome

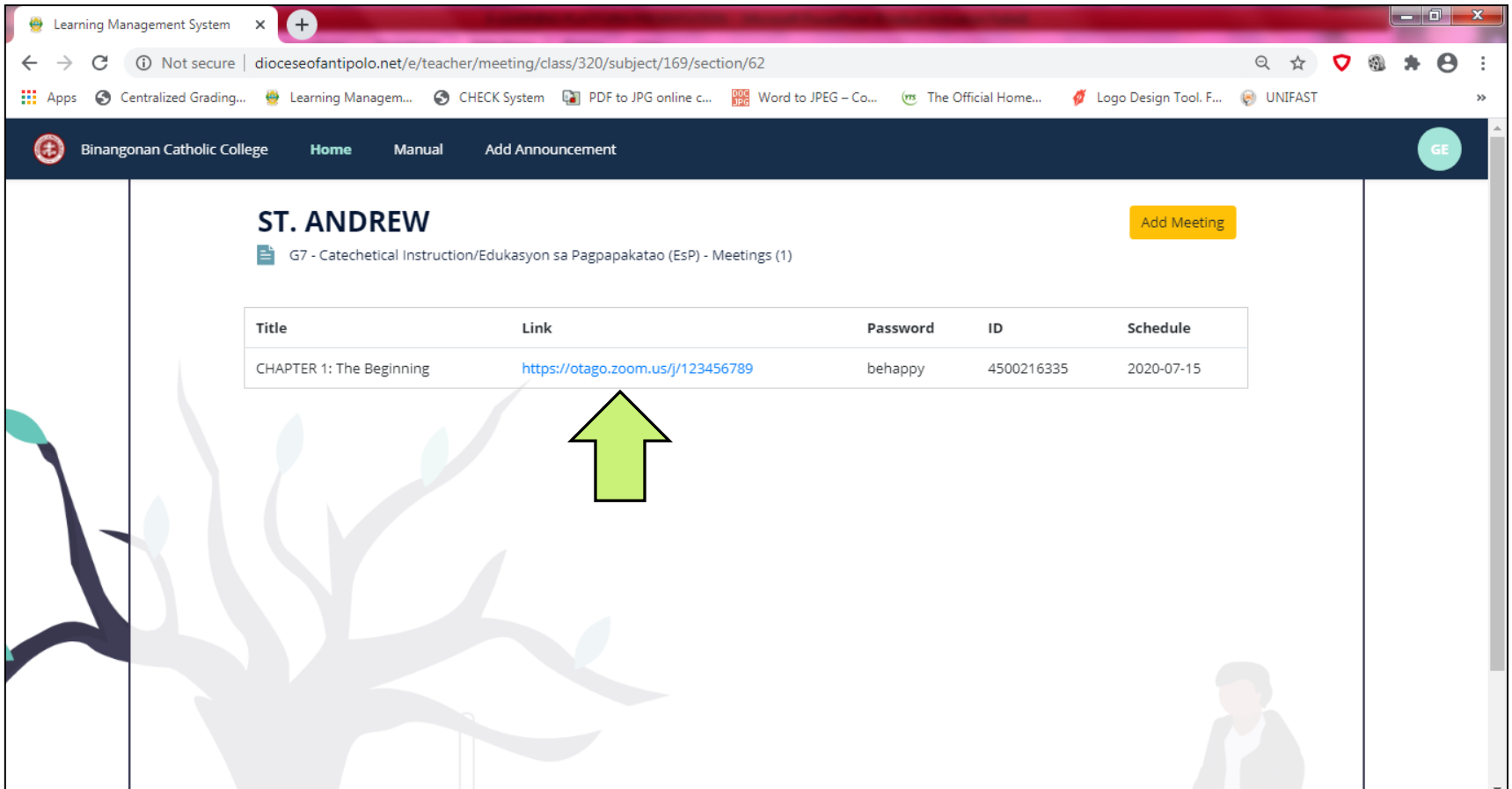
Virtual Classroom

Quote of the day
"Education is the passport to the future, for tomorrow belongs to those who prepare for it today." - Malcolm X

Learning Management System © 2020 - All Rights Reserved Terms and Conditions

To view details of the Virtual Class/Video Conference

STEP by STEP GUIDE



The screenshot shows a web browser window displaying a Learning Management System (LMS) interface. The browser's address bar shows the URL: dioceseofantipolo.net/e/teacher/meeting/class/320/subject/169/section/62. The page header includes the Binangonan Catholic College logo and navigation links: Home, Manual, Add Announcement, and a user profile icon labeled GE.

The main content area displays the name **ST. ANDREW** and a sub-section: **G7 - Catechetical Instruction/Edukasyon sa Pagpapakatao (EsP) - Meetings (1)**. A yellow **Add Meeting** button is visible in the top right corner.

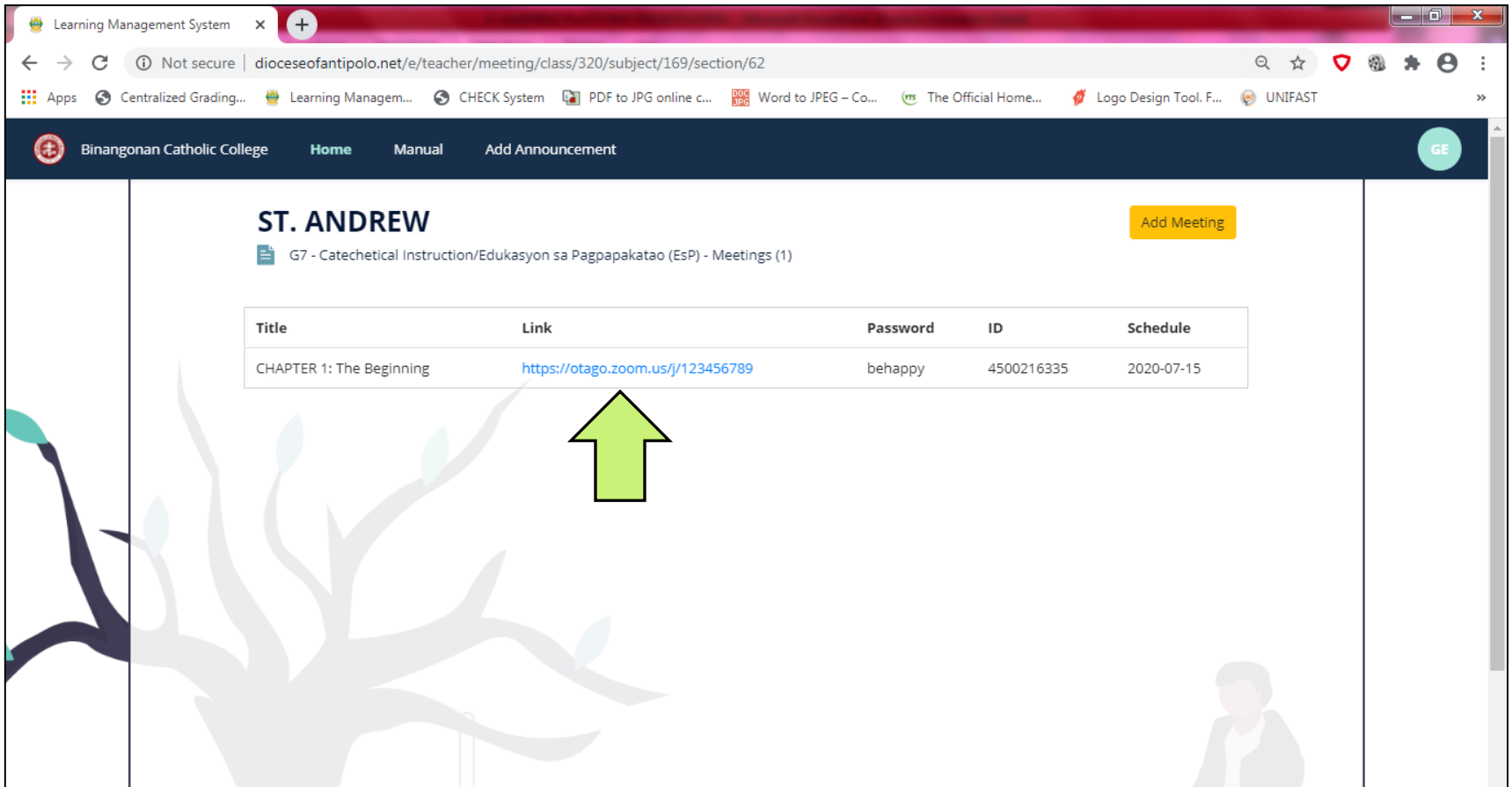
A table lists meeting details:

Title	Link	Password	ID	Schedule
CHAPTER 1: The Beginning	https://otago.zoom.us/j/123456789	behappy	4500216335	2020-07-15

A green arrow points to the link in the table. A faint background image of a tree is visible on the left side of the page.

Simply click the link

STEP by STEP GUIDE



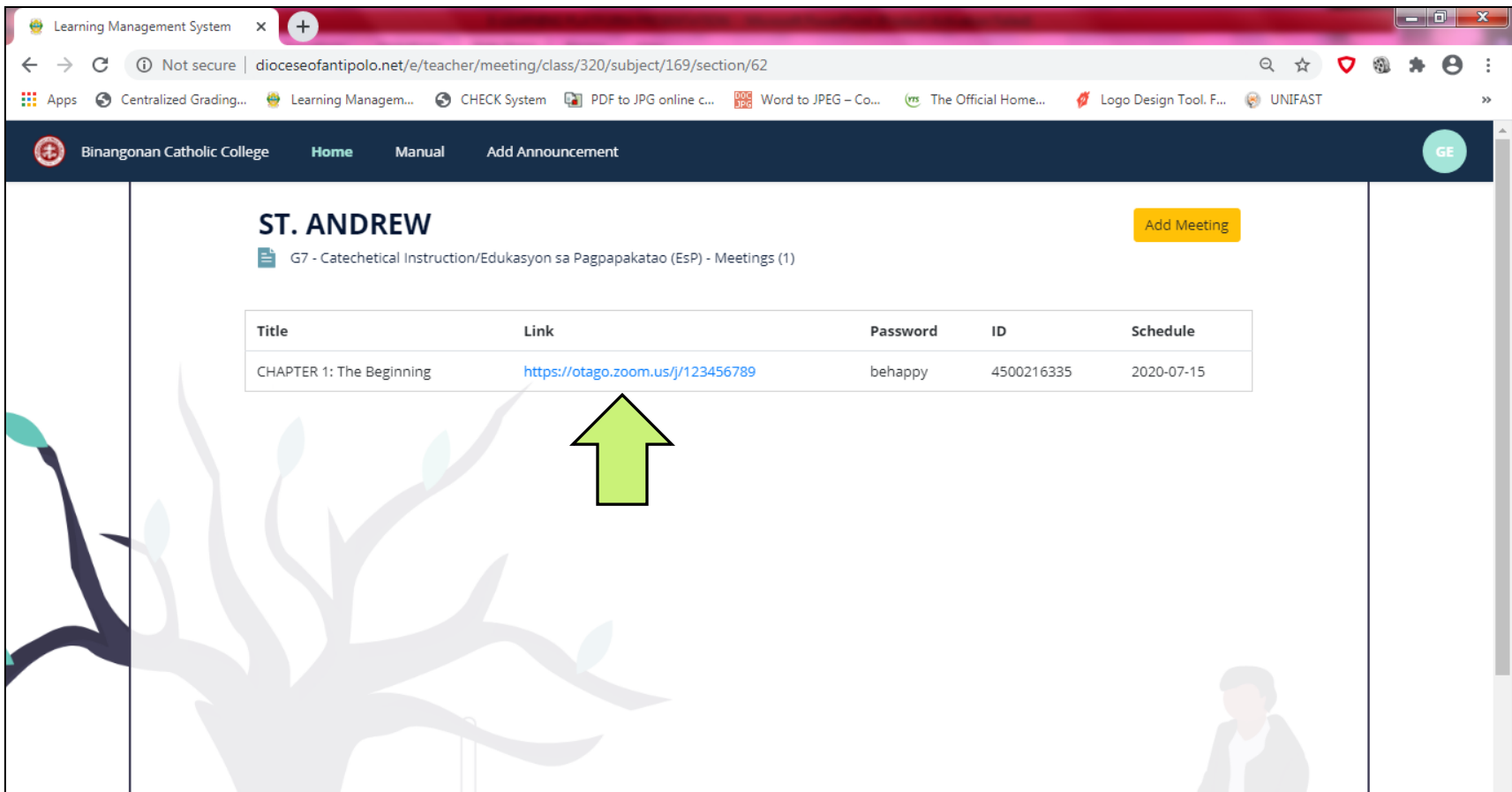
The screenshot shows a web browser window displaying the Learning Management System (LMS) interface for Binangonan Catholic College. The page is titled "ST. ANDREW" and shows a meeting for "G7 - Catechetical Instruction/Edukasyon sa Pagpapakatao (EsP) - Meetings (1)". A table lists the meeting details:

Title	Link	Password	ID	Schedule
CHAPTER 1: The Beginning	https://otago.zoom.us/j/123456789	behappy	4500216335	2020-07-15

A green arrow points to the Zoom link in the table. The interface also includes a navigation menu with "Home", "Manual", and "Add Announcement" options, and a "GE" button in the top right corner.

The video conferencing apps installed in your gadget/computer will automatically open

STEP by STEP GUIDE



The screenshot shows a web browser window displaying a Learning Management System (LMS) interface. The browser's address bar shows the URL: dioceseofantipolo.net/e/teacher/meeting/class/320/subject/169/section/62. The page header includes the logo of Binangonan Catholic College and navigation links: Home, Manual, Add Announcement, and a user profile icon labeled 'GE'. The main content area is titled 'ST. ANDREW' and includes a sub-header 'G7 - Catechetical Instruction/Edukasyon sa Pagpapakatao (EsP) - Meetings (1)'. A yellow 'Add Meeting' button is visible. Below this is a table with the following data:

Title	Link	Password	ID	Schedule
CHAPTER 1: The Beginning	https://otago.zoom.us/j/123456789	behappy	4500216335	2020-07-15

A green arrow points to the 'Link' column of the table. The background of the page features a stylized tree illustration.

Type the Meeting ID and the Password if necessary.

STEP by STEP GUIDE

Binangonan Catholic College Home Student E-Learning Manual Parent/Guardian Partnership

Grading Period : TUTORIAL WEEK

T - CS - Understands opposites
pedro FOR DELETION - santos

Powerpoint Supplemental/s Discussion Board Assessment/Outcome

Virtual Classroom

Quote of the day
"Education is the passport to the future, for tomorrow belongs to those who prepare for it today." - Malcolm X

Learning Management System © 2020 - All Rights Reserved Terms and Conditions

Our E-Library partner is an international company. "Wordbook Online"

STEP by STEP GUIDE

The screenshot shows the World Book Online login page. The browser address bar displays 'worldbookonline.com/wb/Login?ed=wb'. The page features the 'WORLD BOOK ONLINE' logo and a 'Training & Support' link. The login form includes a 'Login ID:' field with the text 'international' and a 'Password:' field with masked characters. A 'Remember my ID and Password' checkbox is present, along with 'Sign in' and 'Sign in with Google' buttons. A sidebar on the right contains a binoculars icon, the text 'Not What You're Looking For?', a link to 'www.worldbook.com', a 'World Book Store' button, and a 'Contact Us' button. Two green arrows point to the login ID and password fields.

Type in username and password then click “Sign in”

LINK

E-Library – www.worldbookonline.com

Login details:

Username – international

Password – lemur

Sample screenshots

STEP by STEP GUIDE

Binangonan Catholic College Home Student E-Learning Manual Parent/Guardian Partnership

E-Library Spiritual Life

Grading Period : TUTORIAL WEEK

T - CS - Understands opposites

pedro FOR DELETION - santos

Powerpoint Supplemental/s Discussion Board Assessment/Outcome

Virtual Classroom

Quote of the day

"Education is the passport to the future, for tomorrow belongs to those who prepare for it today." - Malcolm X

Learning Management System © 2020 - All Rights Reserved Terms and Conditions

This is where you can find files which can help improve your spiritual life

STEP by STEP GUIDE

ST. MARIA GORETTI.pdf

Mag-sign in

St. Maria Goretti (July 6)

Virgin and Martyr; 1890-1902



“He loves, He hopes, He waits. Our Lord prefers to wait Himself for the sinner for years rather than keep us waiting an instant.”
—Sr. Maria Goretti

Maria Goretti, the *Patroness of Youth*, was born to a peasant family near Nettuno, Italy, in 1890. Her father died of malaria when she was nine, and Maria took care of the younger children and the housework, while her mother worked on the farm. In 1902, a certain Alexander, a young neighbor of 18, noticed that she was alone and broke into the house. He began making sinful advances, but Maria refused, saying: “No, it’s a sin; God does not want it!” When Alexander pulled her dress from her body, Maria cried out that she would rather be killed than submit.

Enraged by such determination, the young man stabbed her in the back and ran away. An ambulance rushed Maria to the hospital, but to no avail. She died 24 hours later, at the age of 12, whispering words of forgiveness for her murderer. While serving 30 years of unrepentant imprisonment, Alexander had a vision in which Maria Goretti offered flowers to him. Thereafter, he was converted and begged forgiveness from Maria’s mother. Maria Goretti was canonized in 1950 by Pope Pius XII, with her mother present, a unique event in the history of the Church. Many miracles were attributed to her intercession, but the conversion of Alexander was probably the most famous.

Page 1 of 1

For example: Life of Saint, inspirational quotes and many more.



FREE TUTORIAL CLASSES

will **START** on

Monday, July 20, 2020

FOR QUESTIONS/CONCERNS
TEXT ME 😊

09288662883

What to text?

1. FULL NAME of the STUDENT
2. GRADE LEVEL
3. DATE of ENROLLMENT
4. CONCERN

The image shows a presentation slide. The background is a vibrant green with a pattern of faint, overlapping hexagons. On the right side, there is a white rectangular area with a thin black border. At the top of this white area is a solid dark grey rectangle. Below it, the text "THANK YOU!" is written in a bold, green, sans-serif font. At the bottom of the white area, there is a thick, horizontal green bar.

THANK YOU!