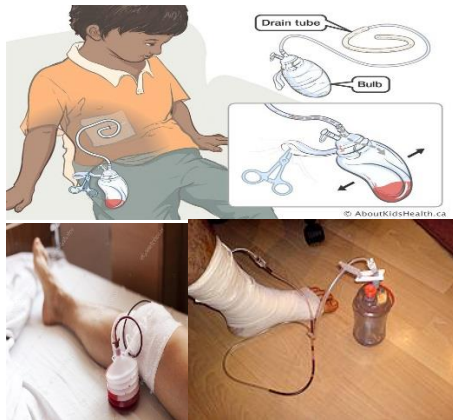
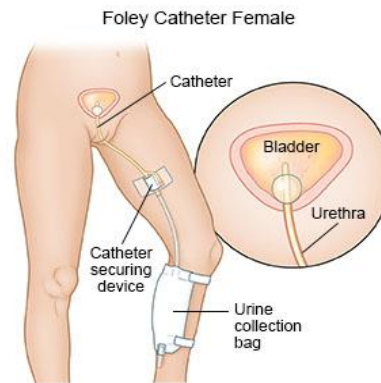


## Catheters? Why they are used?

**Drains:** kept after surgeries to drain the remaining blood inside the organs

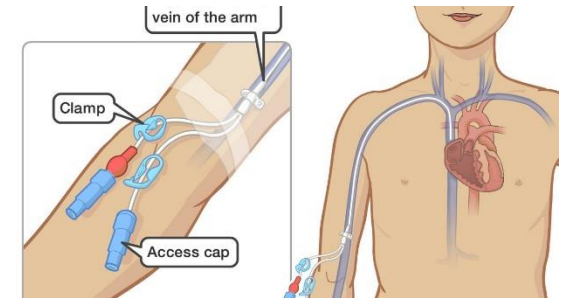


**Urinary Catheter:** to drain the urine from the bladder. Has a balloon inflated inside the bladder?

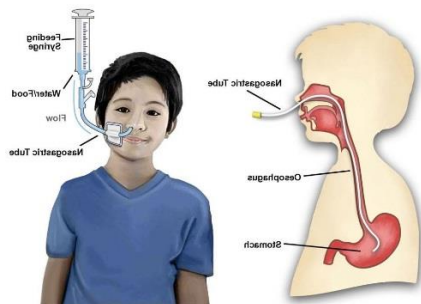


**Central lines:** provide nourishment through IV fluids and medications

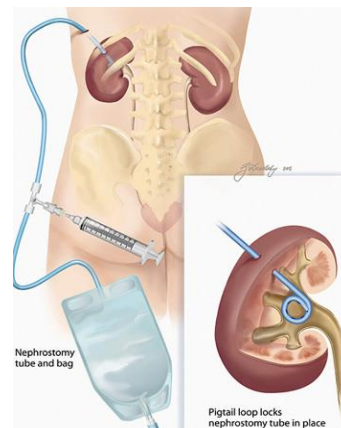
Reaches your heart



**Nasogastric tubes:** to empty stomach or give food and medications through your nose. Reaches your stomach



**Nephrostomy tube:** Reaches to your kidneys



## DON'Ts

- ✚ Don't sleep on the same side as the tube.
- ✚ Don't touch the tubes
- ✚ Don't pull the tubes
- ✚ Don't remove the securement device or any other dressing
- ✚ Don't step on the tubing when ambulating

## DOs

- Keep the tube and bag secured inside your clothing with a safety pin. This helps keep the tube from being pulled out.



- Call for assistance if you want to:
  - ✚ Come out of your bed
  - ✚ Go to the bathroom
  - ✚ Empty your drain
  - ✚ Take a shower

## Report to your Nurse:

- ✚ If the straps leave a mark on your leg, they are too tight and should be loosened
- ✚ If your catheter leaks
- ✚ If you felt any itching or discomfort
- ✚ If you recognized your dressing or securement device is soiled



## Remember: Don't pull your catheter

- ✚ It's dangerous on your health
- ✚ You might injure yourself
- ✚ You might cause bleeding

**Help us keep you safe**



Patient Education

Accidental Removal of Catheters



Prepared by:

**Farah Salha**

**Nursing Service Manager, Surgery**